

# Pulford Park Improvements PROPOSED LAYOUT



## LANDSCAPE FEATURES

NEW TREE PLANTING  
Refer to Planting Plan

GRASS

WILD FLOWERS and BULBS

GRASS MOUNDS  
HEIGHT LEVELS – Refer to Planting Plan

FOOTPATH  
1.5m wide 430 m<sup>2</sup>  
Bitmac with Timber edging  
570 lin m

STONE BOULDERS

TIMBER ROUNDS

LITTER BIN  
2 NR

TIMBER SEAT  
2 NR

PICNIC SEAT  
2 NR

PLAY EQUIPMENT

1 Football Gods with astro turf goal ends

2 Area to be re-graded and seeded

3 Jupiter – Pendulum Swing

4 Wet Pour Surfacing

5 Pro ludic Gyrol Spiral

6 Wet Pour Surfacing

7 Suttcliffe Spinning Dish

8 Grass Matt Surfacing

9 Junior and Infant Swings

10 Springers and voice tube

11 Grass Matt Surfacing

12 Slide and earth mound

13 Grass Matt Surfacing

14 Playdole – Zig Zag Steps

15 Playdole – Swing steps with Chains

16 Playdole – Wobble Board

17 Playdole – Twin Balance Beam

18 Playdole – Twin Balance Beam

19 PROPOSED FENCING

20 1.2m Timber Fencing and Mesh

21 PROPOSED FENCING

22 1.4m Metal Post and Rail Colour BLACK

## PULFORD PARK GENERAL LAYOUT

Drawing Number: 002b

Rev

Drawn by: JS

Scale: 1:250




Date: March 2016

@A3



TOTAL ENVIRONMENT-  
Landscape Design,  
The Forum, Chester CH1 2HS

A3



XRef drawings and Raster images attached to this drawing: >